

Annual Budget

**School District No. 52 (Prince Rupert)**

June 30, 2019

# School District No. 52 (Prince Rupert)

June 30, 2019

## Table of Contents

Bylaw .....	1
Annual Budget - Revenue and Expense - Statement 2 .....	2
Annual Budget - Changes in Net Financial Assets (Debt) - Statement 4 .....	4
Annual Budget - Operating Revenue and Expense - Schedule 2 .....	5
Schedule 2A - Annual Budget - Schedule of Operating Revenue by Source .....	6
Schedule 2B - Annual Budget - Schedule of Operating Expense by Object .....	7
Schedule 2C - Annual Budget - Operating Expense by Function, Program and Object .....	8
Annual Budget - Special Purpose Revenue and Expense - Schedule 3 .....	10
Schedule 3A - Annual Budget - Changes in Special Purpose Funds .....	11
Annual Budget - Capital Revenue and Expense - Schedule 4 .....	14

\*NOTE - Statement 1, Statement 3, Statement 5, Schedule 1 and Schedules 4A - 4D are used for Financial Statement reporting only.

## ANNUAL BUDGET BYLAW

A Bylaw of THE BOARD OF EDUCATION OF SCHOOL DISTRICT NO. 52 (PRINCE RUPERT) (called the "Board") to adopt the Annual Budget of the Board for the fiscal year 2018/2019 pursuant to section 113 of the *School Act*, R.S.B.C., 1996, c. 412 as amended from time to time (called the "Act").


1. Board has complied with the provisions of the Act respecting the Annual Budget adopted by this bylaw.
2. This bylaw may be cited as School District No. 52 (Prince Rupert) Annual Budget Bylaw for fiscal year 2018/2019.
3. The attached Statement 2 showing the estimated revenue and expense for the 2018/2019 fiscal year and the total budget bylaw amount of \$30,592,635 for the 2018/2019 fiscal year was prepared in accordance with the *Act*.
4. Statement 2, 4 and Schedules 2 to 4 are adopted as the Annual Budget of the Board for the fiscal year 2018/2019.

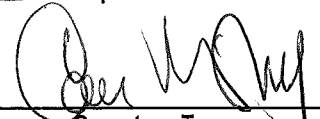
READ A FIRST TIME THE 10th DAY OF APRIL, 2018;

READ A SECOND TIME THE 10th DAY OF APRIL, 2018;


READ A THIRD TIME, PASSED AND ADOPTED THE 10th DAY OF APRIL, 2018;

( Corporate Seal )

  
\_\_\_\_\_  
Chairperson of the Board

  
\_\_\_\_\_  
Secretary Treasurer

I HEREBY CERTIFY this to be a true original of School District No. 52 (Prince Rupert) Annual Budget Bylaw 2018/2019, adopted by the Board the 10th DAY OF APRIL, 2018.

  
\_\_\_\_\_  
Secretary Treasurer

# School District No. 52 (Prince Rupert)

Annual Budget - Revenue and Expense

Year Ended June 30, 2019

	2019 Annual Budget	2018 Amended Annual Budget
<b>Ministry Operating Grant Funded FTE's</b>		
School-Age	1,959,545	1,960,500
Adult	0,500	0,500
<b>Total Ministry Operating Grant Funded FTE's</b>	<u>1,960,045</u>	<u>1,961,000</u>
<b>Revenues</b>	<b>\$</b>	<b>\$</b>
Provincial Grants		
Ministry of Education	26,658,545	26,810,729
Other	93,097	103,470
Tuition	67,500	67,500
Other Revenue	1,898,442	2,048,907
Rentals and Leases	39,800	39,800
Investment Income	53,608	48,597
Amortization of Deferred Capital Revenue	1,059,242	1,034,745
<b>Total Revenue</b>	<u>29,870,234</u>	<u>30,153,748</u>
<b>Expenses</b>		
Instruction	23,141,199	23,005,263
District Administration	1,664,755	1,713,425
Operations and Maintenance	5,145,146	5,058,878
Transportation and Housing	350,109	356,130
<b>Total Expense</b>	<u>30,301,209</u>	<u>30,133,696</u>
<b>Net Revenue (Expense)</b>	<u>(430,975)</u>	<u>20,052</u>
<b>Budgeted Allocation (Retirement) of Surplus (Deficit)</b>	563,173	53,338
<b>Budgeted Reduction of Unfunded Employee Future Benefits</b>	(5,858)	(6,624)
<b>Budgeted Surplus (Deficit), for the year</b>	<u>126,340</u>	<u>66,766</u>
<b>Budgeted Surplus (Deficit), for the year comprised of:</b>		
Operating Fund Surplus (Deficit)		
Special Purpose Fund Surplus (Deficit)		
Capital Fund Surplus (Deficit)	126,340	66,766
<b>Budgeted Surplus (Deficit), for the year</b>	<u>126,340</u>	<u>66,766</u>

# School District No. 52 (Prince Rupert)




Statement 2

Annual Budget - Revenue and Expense

Year Ended June 30, 2019

	2019 Annual Budget	2018 Amended Annual Budget
<b>Budget Bylaw Amount</b>		
Operating - Total Expense	25,861,344	25,431,415
Operating - Tangible Capital Assets Purchased	285,568	240,568
Operating - Reduction of Unfunded Employee Future Benefits	5,858	6,624
Special Purpose Funds - Total Expense	3,221,395	3,493,734
Capital Fund - Total Expense	1,218,470	1,208,547
<b>Total Budget Bylaw Amount</b>	<b>30,592,635</b>	<b>30,380,888</b>

## Approved by the Board

	Apr. 16 2018
Signature of the Chairperson of the Board of Education	Date Signed
	Apr. 16/18
Signature of the Superintendent	Date Signed
	APR 16/18
Signature of the Secretary Treasurer	Date Signed

# School District No. 52 (Prince Rupert)

Statement 4

Annual Budget - Changes in Net Financial Assets (Debt)

Year Ended June 30, 2019

	2019 Annual Budget	2018 Amended Annual Budget
	\$	\$
<b>Surplus (Deficit) for the year</b>	<u>(430,975)</u>	<u>20,052</u>
<b>Effect of change in Tangible Capital Assets</b>		
Acquisition of Tangible Capital Assets		
From Operating and Special Purpose Funds	(285,568)	(240,568)
<b>Total Acquisition of Tangible Capital Assets</b>	<u>(285,568)</u>	<u>(240,568)</u>
Amortization of Tangible Capital Assets	<u>1,218,470</u>	<u>1,208,547</u>
<b>Total Effect of change in Tangible Capital Assets</b>	<u>932,902</u>	<u>967,979</u>
	<u>-</u>	<u>-</u>
	<u>-</u>	<u>-</u>
<b>(Increase) Decrease in Net Financial Assets (Debt)</b>	<u>501,927</u>	<u>988,031</u>

# School District No. 52 (Prince Rupert)

Schedule 2

Annual Budget - Operating Revenue and Expense

Year Ended June 30, 2019

	2019 Annual Budget	2018 Amended Annual Budget
	\$	\$
<b>Revenues</b>		
Provincial Grants		
Ministry of Education	23,985,210	24,015,561
Other	83,637	83,637
Tuition	67,500	67,500
Other Revenue	1,373,450	1,386,284
Rentals and Leases	39,800	39,800
Investment Income	40,000	32,487
<b>Total Revenue</b>	<u>25,589,597</u>	<u>25,625,269</u>
<b>Expenses</b>		
Instruction	20,131,367	19,722,191
District Administration	1,664,755	1,713,425
Operations and Maintenance	3,731,696	3,664,122
Transportation and Housing	333,526	331,677
<b>Total Expense</b>	<u>25,861,344</u>	<u>25,431,415</u>
<b>Net Revenue (Expense)</b>	<u>(271,747)</u>	<u>193,854</u>
<b>Budgeted Prior Year Surplus Appropriation</b>	<u>563,173</u>	<u>53,338</u>
<b>Budgeted Reduction of Unfunded Employee Future Benefits</b>	<u>(5,858)</u>	<u>(6,624)</u>
<b>Net Transfers (to) from other funds</b>		
Tangible Capital Assets Purchased	(285,568)	(240,568)
<b>Total Net Transfers</b>	<u>(285,568)</u>	<u>(240,568)</u>
<b>Budgeted Surplus (Deficit), for the year</b>	<u>-</u>	<u>-</u>

**School District No. 52 (Prince Rupert)**  
 Annual Budget - Schedule of Operating Revenue by Source  
 Year Ended June 30, 2019

Schedule 2A

	2019 Annual Budget	2018 Amended Annual Budget
	\$	\$
<b>Provincial Grants - Ministry of Education</b>		
Operating Grant, Ministry of Education	23,821,937	23,728,427
DISC/LEA Recovery	(699,887)	(699,887)
Other Ministry of Education Grants		
Pay Equity	706,027	706,027
Transportation Supplement	117,597	117,597
Return of Administrative Savings		123,861
Carbon Tax Grant	25,000	25,000
Foundation Skills Assessment	7,506	7,506
Provincial Benefits Plan Supplement	7,030	7,030
<b>Total Provincial Grants - Ministry of Education</b>	<b>23,985,210</b>	<b>24,015,561</b>
<b>Provincial Grants - Other</b>	<b>83,637</b>	<b>83,637</b>
<b>Tuition</b>		
International and Out of Province Students	67,500	67,500
<b>Total Tuition</b>	<b>67,500</b>	<b>67,500</b>
<b>Other Revenues</b>		
LEA/Direct Funding from First Nations	1,012,050	1,012,050
Miscellaneous		
Cultural	9,800	9,800
Sundry Other Revenue	351,600	364,434
<b>Total Other Revenue</b>	<b>1,373,450</b>	<b>1,386,284</b>
<b>Rentals and Leases</b>	<b>39,800</b>	<b>39,800</b>
<b>Investment Income</b>	<b>40,000</b>	<b>32,487</b>
<b>Total Operating Revenue</b>	<b>25,589,597</b>	<b>25,625,269</b>



**School District No. 52 (Prince Rupert)**  
 Annual Budget - Schedule of Operating Expense by Object  
 Year Ended June 30, 2019

Schedule 2B

	2019 Annual Budget	2018 Amended Annual Budget
	\$	\$
<b>Salaries</b>		
Teachers	9,473,728	9,309,085
Principals and Vice Principals	1,959,452	1,903,639
Educational Assistants	1,909,774	1,816,297
Support Staff	2,138,040	2,077,508
Other Professionals	1,536,553	1,477,249
Substitutes	883,040	903,514
<b>Total Salaries</b>	<u>17,900,587</u>	<u>17,487,292</u>
<b>Employee Benefits</b>	<u>4,294,502</u>	<u>4,114,517</u>
<b>Total Salaries and Benefits</b>	<u>22,195,089</u>	<u>21,601,809</u>
<b>Services and Supplies</b>		
Services	872,042	964,542
Student Transportation	228,843	228,843
Professional Development and Travel	486,971	495,076
Rentals and Leases	180,771	180,771
Dues and Fees	42,539	42,539
Insurance	50,248	49,408
Supplies	1,270,918	1,334,504
Utilities	533,923	533,923
<b>Total Services and Supplies</b>	<u>3,666,255</u>	<u>3,829,606</u>
<b>Total Operating Expense</b>	<u>25,861,344</u>	<u>25,431,415</u>

### School District No. 52 (Prince Rupert)

Annual Budget - Operating Expense by Function, Program and Object  
Year Ended June 30, 2019

	Teachers Salaries	Principals and Vice Principals Salaries	Educational Assistants Salaries	Support Staff Salaries	Other Professionals Salaries	Substitutes Salaries	Total Salaries
	\$	\$	\$	\$	\$	\$	\$
<b>1 Instruction</b>							
1.02 Regular Instruction	7,445,608	598,693	243,056	288,762	66,177	518,100	9,160,396
1.03 Career Programs	69,804						69,804
1.07 Library Services	126,482			166,882		8,927	302,291
1.08 Counselling	340,100			37,763		3,217	381,080
1.10 Special Education	689,703	220,067	1,368,419	42,479	296,221	206,270	2,823,159
1.30 English Language Learning	119,875					2,800	122,675
1.31 Aboriginal Education	682,156	132,239	298,299	37,804		35,260	1,185,758
1.41 School Administration		1,008,453		189,476		23,266	1,221,195
<b>Total Function 1</b>	<b>9,473,728</b>	<b>1,959,452</b>	<b>1,909,774</b>	<b>763,166</b>	<b>362,398</b>	<b>797,840</b>	<b>15,266,358</b>
<b>4 District Administration</b>							
4.11 Educational Administration					253,387		253,387
4.40 School District Governance					80,201		80,201
4.41 Business Administration				55,793	699,218		755,011
<b>Total Function 4</b>	<b>-</b>	<b>-</b>	<b>-</b>	<b>55,793</b>	<b>1,032,806</b>	<b>-</b>	<b>1,088,599</b>
<b>5 Operations and Maintenance</b>							
5.41 Operations and Maintenance Administration					138,452	3,000	141,452
5.50 Maintenance Operations				1,189,726		72,500	1,262,226
5.52 Maintenance of Grounds				52,049			52,049
5.56 Utilities							-
<b>Total Function 5</b>	<b>-</b>	<b>-</b>	<b>-</b>	<b>1,241,775</b>	<b>138,452</b>	<b>75,500</b>	<b>1,455,727</b>
<b>7 Transportation and Housing</b>							
7.41 Transportation and Housing Administration					2,897		2,897
7.70 Student Transportation				77,306		9,700	87,006
<b>Total Function 7</b>	<b>-</b>	<b>-</b>	<b>-</b>	<b>77,306</b>	<b>2,897</b>	<b>9,700</b>	<b>89,903</b>
<b>9 Debt Services</b>							
<b>Total Function 9</b>	<b>-</b>	<b>-</b>	<b>-</b>	<b>-</b>	<b>-</b>	<b>-</b>	<b>-</b>
<b>Total Functions 1 - 9</b>	<b>9,473,728</b>	<b>1,959,452</b>	<b>1,909,774</b>	<b>2,138,040</b>	<b>1,536,553</b>	<b>883,040</b>	<b>17,900,587</b>

**School District No. 52 (Prince Rupert)**  
 Annual Budget - Operating Expense by Function, Program and Object  
 Year Ended June 30, 2019

	Total Salaries	Employee Benefits	Total Salaries and Benefits	Services and Supplies	2019 Annual Budget	2018 Amended Annual Budget
	\$	\$	\$	\$	\$	\$
<b>1 Instruction</b>						
1.02 Regular Instruction	9,160,396	2,272,393	11,432,789	712,148	12,144,937	11,727,415
1.03 Career Programs	69,804	16,589	86,393	11,124	97,517	92,537
1.07 Library Services	302,291	77,940	380,231	22,099	402,330	389,693
1.08 Counselling	381,080	93,207	474,287	2,419	476,706	433,722
1.10 Special Education	2,823,159	672,472	3,495,631	116,684	3,612,315	3,753,176
1.30 English Language Learning	122,675	30,262	152,937	4,320	157,257	151,105
1.31 Aboriginal Education	1,185,758	286,367	1,472,125	184,169	1,656,294	1,631,721
1.41 School Administration	1,221,195	269,322	1,490,517	93,494	1,584,011	1,542,822
<b>Total Function 1</b>	<b>15,266,358</b>	<b>3,718,552</b>	<b>18,984,910</b>	<b>1,146,457</b>	<b>20,131,367</b>	<b>19,722,191</b>
<b>4 District Administration</b>						
4.11 Educational Administration	253,387	54,073	307,460	63,318	370,778	393,319
4.40 School District Governance	80,201	2,561	82,762	74,289	157,051	153,718
4.41 Business Administration	755,011	142,718	897,729	239,197	1,136,926	1,166,388
<b>Total Function 4</b>	<b>1,088,599</b>	<b>199,352</b>	<b>1,287,951</b>	<b>376,804</b>	<b>1,664,755</b>	<b>1,713,425</b>
<b>5 Operations and Maintenance</b>						
5.41 Operations and Maintenance Administration	141,452	26,934	168,386	120,478	288,864	293,390
5.50 Maintenance Operations	1,262,226	312,773	1,574,999	1,216,929	2,791,928	2,722,601
5.52 Maintenance of Grounds	52,049	13,932	65,981	51,000	116,981	112,208
5.56 Utilities	-	-	-	533,923	533,923	533,923
<b>Total Function 5</b>	<b>1,455,727</b>	<b>353,639</b>	<b>1,809,366</b>	<b>1,922,330</b>	<b>3,731,696</b>	<b>3,664,122</b>
<b>7 Transportation and Housing</b>						
7.41 Transportation and Housing Administration	2,897	548	3,445	-	3,445	3,358
7.70 Student Transportation	87,006	22,411	109,417	220,664	330,081	328,319
<b>Total Function 7</b>	<b>89,903</b>	<b>22,959</b>	<b>112,862</b>	<b>220,664</b>	<b>333,526</b>	<b>331,677</b>
<b>9 Debt Services</b>						
<b>Total Function 9</b>	<b>-</b>	<b>-</b>	<b>-</b>	<b>-</b>	<b>-</b>	<b>-</b>
<b>Total Functions 1 - 9</b>	<b>17,900,587</b>	<b>4,294,502</b>	<b>22,195,089</b>	<b>3,666,255</b>	<b>25,861,344</b>	<b>25,431,415</b>

# School District No. 52 (Prince Rupert)

Schedule 3

Annual Budget - Special Purpose Revenue and Expense

Year Ended June 30, 2019

	2019 Annual Budget	2018 Amended Annual Budget
	\$	\$
<b>Revenues</b>		
Provincial Grants		
Ministry of Education	2,673,335	2,795,168
Other	9,460	19,833
Other Revenue	524,992	662,623
Investment Income	13,608	16,110
<b>Total Revenue</b>	<u>3,221,395</u>	<u>3,493,734</u>
<b>Expenses</b>		
Instruction	3,009,832	3,283,072
Operations and Maintenance	211,563	210,662
<b>Total Expense</b>	<u>3,221,395</u>	<u>3,493,734</u>
<b>Budgeted Surplus (Deficit), for the year</b>	<u>-</u>	<u>-</u>

**School District No. 52 (Prince Rupert)**

Annual Budget - Changes in Special Purpose Funds  
Year Ended June 30, 2019

	Annual Facility Grant	Learning Improvement Fund	Special Education Equipment	Scholarships and Bursaries	Special Education Technology	School Generated Funds	Strong Start	Ready, Set, Learn	OLEFP
	\$	\$	\$	\$	\$	\$	\$	\$	\$
<b>Deferred Revenue, beginning of year</b>	534,283		2,169	162,677	-	626,136	-	23,754	-
<b>Add:</b> Restricted Grants									
Provincial Grants - Ministry of Education	135,633	95,109				276,500	128,000	14,700	73,543
Other	8,342		35	19,300					
Investment Income	143,975	95,109	35	21,853		276,500	128,000	15,009	73,543
<b>Less: Allocated to Revenue</b>	161,445	95,109	-	25,500	-	295,000	128,000	23,600	73,543
<b>Deferred Revenue, end of year</b>	<u>516,813</u>	<u>-</u>	<u>2,204</u>	<u>159,030</u>	<u>-</u>	<u>607,636</u>	<u>-</u>	<u>15,163</u>	<u>-</u>
<b>Revenues</b>	153,103	95,109					128,000	23,291	73,543
Provincial Grants - Ministry of Education									
Provincial Grants - Other	8,342			22,947		295,000			
Other Revenue	161,445	95,109	-	25,500	-	295,000	128,000	23,600	73,543
<b>Expenses</b>									
Salaries									
Teachers									37,100
Principals and Vice Principals							89,600		
Educational Assistants	127,034	73,795							
Support Staff									
Other Professionals									
Substitutes								1,600	
Employee Benefits	127,034	73,795	-	-	-	-	89,600	1,600	37,100
Services and Supplies	22,866	21,314					22,400	400	8,600
	11,545			25,500		295,000	16,000	21,600	27,843
	161,445	95,109	-	25,500	-	295,000	128,000	23,600	73,543
<b>Net Revenue (Expense)</b>	<u>-</u>	<u>-</u>	<u>-</u>	<u>-</u>	<u>-</u>	<u>-</u>	<u>-</u>	<u>-</u>	<u>-</u>

**School District No. 52 (Prince Rupert)**  
 Annual Budget - Changes in Special Purpose Funds  
 Year Ended June 30, 2019

	CommunityLINK	Classroom Enhancement Fund - Overhead	Classroom Enhancement Fund - Staffing	Lilian Brown Trust	Literacy North Coast	Network of Innovation and Inquiry	Anti-Racism Multicultural Grant	Coastal Pathways Partnership	Other Aboriginal Initiatives
	\$	\$	\$	\$	\$	\$	\$	\$	\$
<b>Deferred Revenue, beginning of year</b>	-	-	-	51,826	67,468	9,659	24,778	34,173	16,186
<b>Add:</b> Restricted Grants	500,458	325,142	1,374,689	-	-	-	-	-	-
Provincial Grants - Ministry of Education									
Other				829	1,057	139	318	547	259
Investment Income	500,458	325,142	1,374,689	829	33,504	139	318	547	259
<b>Less:</b> Allocated to Revenue	500,458	325,142	1,374,689	-	35,218	1,950	9,778	-	-
<b>Deferred Revenue, end of year</b>	-	-	-	<b>52,655</b>	<b>65,754</b>	<b>7,848</b>	<b>15,318</b>	<b>34,720</b>	<b>16,445</b>
<b>Revenues</b>	500,458	325,142	1,374,689	-	-	-	9,460	-	-
Provincial Grants - Ministry of Education									
Provincial Grants - Other							9,460		
Other Revenue	500,458	325,142	1,374,689	-	34,161	1,811	318	-	-
Investment Income				829	1,057	139	318	547	259
<b>Expenses</b>	500,458	325,142	1,374,689	-	35,218	1,950	9,778	-	-
Salaries									
Teachers			1,102,239						
Principals and Vice Principals			102,951						
Educational Assistants	276,100		40,900						
Support Staff									
Other Professionals									
Substitutes		38,723							
Employee Benefits	276,100	182,574	1,102,239	-	-	-	6,670	-	-
Services and Supplies	66,500	40,557	272,450	-	35,218	1,950	1,130	-	-
	157,858	102,011		-			1,978	-	-
	500,458	325,142	1,374,689	-	35,218	1,950	9,778	-	-
<b>Net Revenue (Expense)</b>	-	-	-	-	-	-	-	-	-

**School District No. 52 (Prince Rupert)**  
 Annual Budget - Changes in Special Purpose Funds  
 Year Ended June 30, 2019

	Special Education Innovation	IPALS Decoda Literacy	Rural Skills Development	Shoulder Tappers Regional	Service Delivery Transformation	After School Sports & Art	TOTAL
	\$	\$	\$	\$	\$	\$	\$
Deferred Revenue, beginning of year	8,207	7,221	44,150	18,283	26,047	49,674	1,706,691
<b>Add:</b> Restricted Grants							
Provincial Grants - Ministry of Education			115,000				2,647,274
Other	131	116	469	293	417	421	443,247
Investment Income	131	116	115,469	293	417	421	16,235
							3,106,756
<b>Less:</b> Allocated to Revenue			125,263			46,700	3,221,395
<b>Deferred Revenue, end of year</b>	<b>8,338</b>	<b>7,337</b>	<b>34,356</b>	<b>18,576</b>	<b>26,464</b>	<b>3,395</b>	<b>1,592,052</b>
<b>Revenues</b>							
Provincial Grants - Ministry of Education							2,673,335
Provincial Grants - Other			124,794			46,279	9,460
Other Revenue			469			421	524,992
Investment Income			125,263			46,700	13,608
<b>Expenses</b>							
Salaries							
Teachers			17,285				1,156,624
Principals and Vice Principals							102,951
Educational Assistants						14,640	454,135
Support Staff							167,934
Other Professionals			57,222				57,222
Substitutes			74,507			14,640	46,993
Employee Benefits			16,450			3,660	1,985,859
Services and Supplies			34,306			28,400	476,327
			125,263			46,700	759,209
<b>Net Revenue (Expense)</b>							<b>3,221,395</b>

# School District No. 52 (Prince Rupert)

Schedule 4

Annual Budget - Capital Revenue and Expense

Year Ended June 30, 2019

	2019 Annual Budget			2018 Amended Annual Budget
	Invested in Tangible Capital Assets	Local Capital	Fund Balance	
	\$	\$	\$	\$
<b>Revenues</b>				
Amortization of Deferred Capital Revenue	1,059,242		1,059,242	1,034,745
<b>Total Revenue</b>	<b>1,059,242</b>	<b>-</b>	<b>1,059,242</b>	<b>1,034,745</b>
<b>Expenses</b>				
Amortization of Tangible Capital Assets				
Operations and Maintenance	1,201,887		1,201,887	1,184,094
Transportation and Housing	16,583		16,583	24,453
<b>Total Expense</b>	<b>1,218,470</b>	<b>-</b>	<b>1,218,470</b>	<b>1,208,547</b>
<b>Net Revenue (Expense)</b>	<b>(159,228)</b>	<b>-</b>	<b>(159,228)</b>	<b>(173,802)</b>
<b>Net Transfers (to) from other funds</b>				
Tangible Capital Assets Purchased	285,568		285,568	240,568
<b>Total Net Transfers</b>	<b>285,568</b>	<b>-</b>	<b>285,568</b>	<b>240,568</b>
<b>Other Adjustments to Fund Balances</b>				
Total Other Adjustments to Fund Balances	-	-	-	-
<b>Budgeted Surplus (Deficit), for the year</b>	<b>126,340</b>	<b>-</b>	<b>126,340</b>	<b>66,766</b>